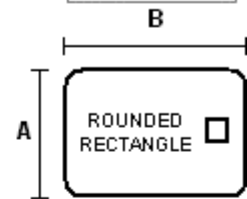
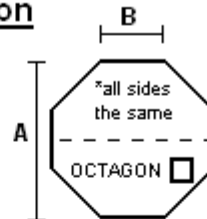
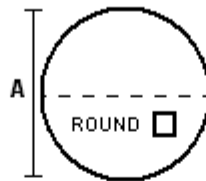
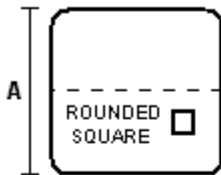
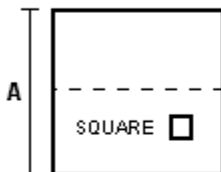


CUSTOMER/REFERENCE:	P.O.:	DATE:	For office use only
SPA INFO: For measuring hints and color samples visit www.measuremycover.com			

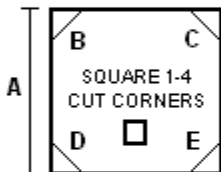
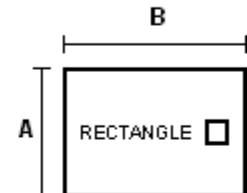
Designate hinge direction



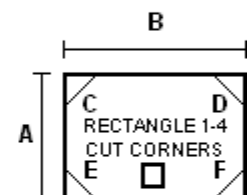
Mark box for cover shape then write in measurements below



A	B	C	D	E	F	R



For cut corners please fill in the corner(s) to be cut and give the measurement(s)



COLOR

Lt. Grey	
Ash (Dark Grey)	
Lt. Blue	
Pacific	
Navy	
Forest	
Maroon	
Almond	
Rawhide	
Rust	
Brown	
Black	

FASTENERS

of: _____
Length: _____
(8" Std)
None

WINDSTRAP

of: _____
Match Color
Anchor Bolts
Spa Type
In-Ground
Portable

* Not included in price of cover

FOAM

1# 4 1/2" Taper	
4 1/2" Taper (Standard)	
5 1/3" Taper (Deluxe)	
6 1/4" Taper (Monster)	

SKIRT

Length: _____
(2 1/2" Std)
None

* There is a surcharge for skirts over 4 1/2"

OTHER INFORMATION

SPACOVER STYLE

2 Piece Hinged (STD)	
2 Piece Separate	
3 Piece	
Foam Only (Inserts)	
Skins Only	

- * Use inches only in all measurements. Not feet and inches
- * Draw direction of hinge if critical.
- * Draw placement of fasteners.
- * Use dimensions to the outside of spa.
- * Unless specified, cut corners presumes to be 45 Angle.
- * Skirt & Fastener length is determined by measuring from bottom of foam.

ORDERED BY: _____

ALL MEASUREMENTS AND SPECIAL INFO ARE THE RESPONSIBILITY OF THE CUSTOMER

X _____ Customer Signature