

# TURF-TEK™ Channel Drains & Accessories

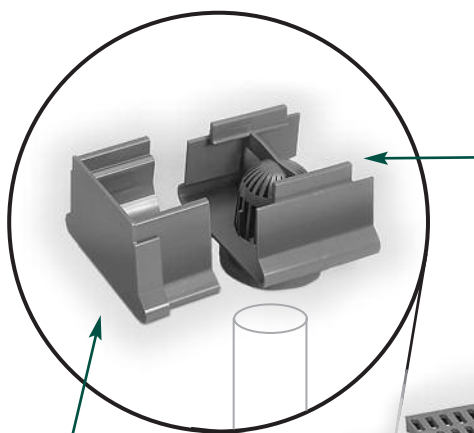
Channel Drains are the most effective way of moving water away from areas where it can not be readily absorbed. Our unique system has many innovative features which add extra value and allow for more efficient installations—

## TYPICAL APPLICATIONS:

- Areas with poor drainage
- Pool & Spa decks
- Driveways & Patios
- Tennis Courts
- Walkways & Gardens
- Basements & Garages
- Kennels



The sturdy but light in weight Turf-Tek Channel Drain system is an ideal alternative to troublesome concrete drains. The complete family of components provides everything needed for efficient system configurations.

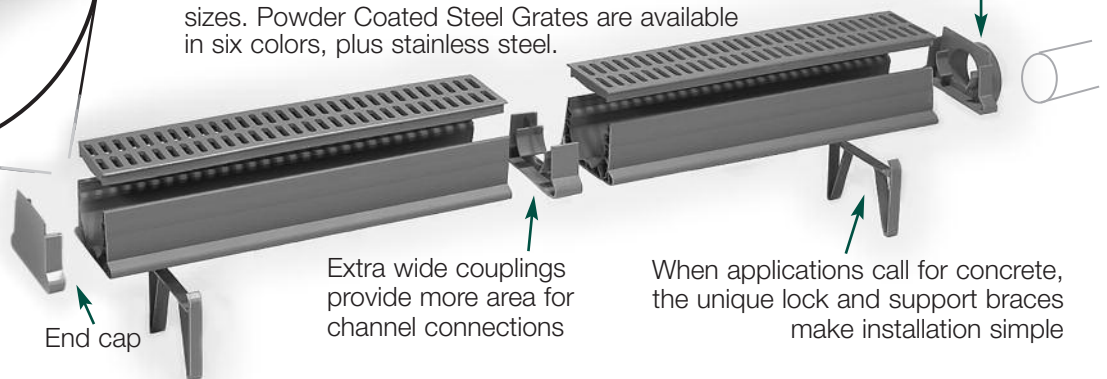


Specially designed Endcap Adapter fits into Bottom Outlet Adapter—no channel cutting required

Bottom Outlet Adapter can be installed anywhere along Channel for versatile system configurations. It is ready to install, so no cumbersome hole cutting or sealing is required. Fits 3" & 4" S/D pipe

Plastic Grates are available in six colors on selected sizes. Powder Coated Steel Grates are available in six colors, plus stainless steel.

End Hub provides side outlet anywhere along installation. Fits 3" & 4" S/D pipe





Extra wide couplings provide more area for channel connections

When applications call for concrete, the unique lock and support braces make installation simple

## Installation Reference

Four foot or ten foot channels can be joined to any length or direction with snug-fitting adapters and connections. The entire system is designed for ease of installation that will provide years of maintenance-free service.

For concrete installations, anchor the braces to rebar to keep channel in a stable position when concrete is poured. No need to weight-down channels to prevent flotation.



After support braces have been anchored to rebar for concrete installations, the channel will remain securely in position during pouring. The grate must be fastened to channel prior to installation in concrete

For best results, a gentle slope of 1/8" per foot of concrete will provide good drainage into channel system



For non-concrete installations, such as green areas, the channel system can be laid directly on a bed of crushed stone and backfilled with compacted soil. Wide bottom lip design provides extra stability.

# 2" Turf-Tek™ Channel Drains & Accessories

		COLOR	SKU	STOCK NUMBER	CROSS REFERENCE	CTN QTY
	<b>2" CHANNELS</b> 	2" X 4 ft. CHANNEL —GRAY	71021001	TT-600	- N/A	10
		2" X 10 ft. CHANNEL—GRAY	71021002	TT-601	- N/A	4
 	<b>2" X 2 FT. GRATE</b> OPEN SURFACE AREA 17.28 SQ.IN. 	GREEN	71024001	TT-611	- N/A	20
		BLACK	71024002	TT-612	- N/A	20
		GRAY	71024003	TT-613	- N/A	20
		TAN	71024004	TT-614	- N/A	20
	<b>2" ADAPTERS</b> 2" END CAP 2" COUPLING 2" END HUB OUTLET (Fits 2" sch 40) 2" SCH 40 BOTTOM OUTLET ADAPTER 2" SUPPORT BRACE STAINLESS STEEL SCREWS 2" ENDCAP ADAPTER (Fits #TT-633 bottom outlet adapter)	GRAY	71022001	TT-630	- N/A	20
		GRAY	71022002	TT-631	- N/A	20
		GRAY	71022003	TT-632	- N/A	20
		GRAY	71022004	TT-633	- N/A	8
		GRAY	71022005	TT-637	- N/A	20
		GRAY	HSC-F15	TT-638	- N/A	50
		GRAY	71022006	TT-639	- N/A	8
 	<b>2" 90 DEGREE 1/4 BEND</b> 	GREEN	71022007	TT-640	- N/A	1
		BLACK	71022008	TT-641	- N/A	1
		GRAY	71022009	TT-642	- N/A	1
 	<b>2" CONNECTION—1/8 BEND</b> 	TAN	71022010	TT-643	- N/A	1
		GREEN	71022013	TT-647	- N/A	1
		BLACK	71022014	TT-648	- N/A	1
		GRAY	71022015	TT-649	- N/A	1
 	<b>2" CONNECTION—TEE</b> 	TAN	71022016	TT-650	- N/A	1
		GREEN	71022018	TT-655	- N/A	1
		BLACK	71022019	TT-656	- N/A	1
		GRAY	71022020	TT-657	- N/A	1
		TAN	71022021	TT-658	- N/A	1



Two-step overlapping design of Channel grate provides extra support and helps protect channel.

Specially designed heavy duty channels have wide lips at bottom for extra stability when concrete is not required.



Plastic grates are available in six colors. Steel Grates are available in six colors and a satin stainless finish. All of these options help coordinate with any environment and enhance the beauty of landscaped areas. Proper drainage of excess surface water makes maintenance easier, and can help prevent moisture damage to the home by protecting foundations, walls and driveways.

# 4" Turf-Tek™ Channel Drains and Accessories

		COLOR	SKU	STOCK NUMBER	CROSS REFERENCE	CTN QTY
	<b>4" CHANNELS</b> 					
			4" X 4 ft. CHANNEL —GRAY	71041001	TT-700 - 400	4
			4" X 10 ft. CHANNEL—GRAY	71041003	TT-701 - 400-10	4
  61-175 PSI	<b>4" X 2 FT. GRATE</b> OPEN SURFACE AREA 38.76 SQ.IN. 	GREEN	71044002	TT-760 - 242		8
		BLACK	71044003	TT-761 - 243		8
		GRAY	71044004	TT-762 - 241		8
		SAND	71044005	TT-763 - 244		8
  176-325 PSI	<b>4" X 1 FT. CAST IRON GRATE</b> OPEN SURFACE AREA 19.32 SQ.IN. 	BLACK	71044001	TT-751 - N/A		2
<b>4" ADAPTERS</b>						
	4" ENDCAP ADAPTER (Fits #TT-750 bottom outlet adapter)	GRAY	71043001	TT-749 - 246		4
	4" BOTTOM OUTLET ADAPTER	GRAY	71043002	TT-750 - 234		4
	4" END CAP	GRAY	71044007	TT-766 - 247		24
	4" COUPLING	GRAY	71042002	TT-767 - 248		24
	4" END HUB OUTLET (Fits 3"/4" S/D pipe)	GRAY	71042004	TT-768 - 249		24
	4" SUPPORT BRACE	GRAY	71042006	TT-769 - 230		24
	STAINLESS STEEL SCREWS	GRAY	HSC-F20	TT-765 - 229		50
<b>4" CONNECTIONS</b>						
  61-175 PSI	<b>4" CONNECTION—90 DEGREE 1/4 BEND</b> 	GREEN	71042007	TT-771 - 2382		1
		BLACK	71042008	TT-772 - 2383		1
		GRAY	71042009	TT-773 - 2381		1
		TAN	71042010	TT-774 - 2384		1
  61-175 PSI	<b>4" CONNECTION—1/8 BEND</b> 	GREEN	71042012	TT-776 - 2302		1
		BLACK	71042013	TT-777 - 2303		1
		GRAY	71042014	TT-778 - 2301		1
		TAN	71042015	TT-779 - 2304		1
  61-175 PSI	<b>4" CONNECTION—CROSS</b> 	GREEN	71042017	TT-782 - 2362		1
		BLACK	71042018	TT-783 - 2363		1
		GRAY	71042019	TT-784 - 2361		1
		TAN	71042020	TT-785 - 2364		1
  61-175 PSI	<b>4" CONNECTION—TEE</b> 	GREEN	71042022	TT-788 - 2372		1
		BLACK	71042023	TT-789 - 2373		1
		GRAY	71042001	TT-790 - 2371		1
		TAN	71042003	TT-791-2374		1