

Available Options

Safety Mesh Colors Green, Blue, Chocolate, Black, Gray
Vinyl Colors Green, Blue, Chocolate, Gray
 No Additional Charge for these color choices.

◆ Pillows and Wedges (2 or more \$66.00/ea.)		\$114.40
◆ Mesh Drain Panel in Solid Spring Tension Covers Only (2 max.)		N/C
◆ D Rings in Place of Buckles		N/C
◆ Y Straps for Intersecting Dive Stands, Large Rocks, Etc.		N/C
◆ Strap Spacing	3 ft & 5 ft (approximate)	
◆ Any Size Step or Swimout		\$137.50
◆ Cutouts for Non-removable Obstacles		\$92.40
◆ Grecian Corners		\$52.80 per corner
◆ Grecian Ends		\$106.70 per end
◆ Perimeter Padding for Rough Pool Edges		\$5.50 per linear ft
◆ Extended Straps		\$2.20 per linear ft
◆ Brass Wood Deck Anchors	Approx. 5 ft strap spacing:	\$0.34 per sq ft
	Approx. 3 ft strap spacing:	\$0.40 per sq ft
◆ Brass Anchor Collars	Approx. 5 ft strap spacing:	\$0.27 per sq ft
	Approx. 3 ft strap spacing:	\$0.34 per sq ft
◆ Gutter Drain (2/3 length of cover)		\$16.50 per ft
◆ Pump Well		\$330.00
◆ Tootsie Roll		\$11.00 per ft
◆ Cable Kit (Cable, Stainless Steel Eyebolts & Anchors)		\$27.50 per linear ft
◆ Cable Buddies		\$12.38 Ea.

Hardware Prices

◆ Stainless Steel Springs (with covers)	\$6.60
◆ Short Stainless Steel Springs	\$6.60
◆ Heavy Duty Stainless Steel Springs (with covers)	\$10.45
◆ Vinyl Spring Covers	\$3.47
◆ Stainless Steel Buckles	\$1.45
◆ D Rings	\$1.45
◆ Brass Concrete Anchors	\$5.50
◆ Wood Deck Anchors (with screws)	\$13.20
◆ Brass Anchor Collars	\$3.30
◆ Lawn Stakes	\$17.32
◆ Allen Wrench	\$3.96
◆ Tamper Tool	\$5.50
◆ Storage Bag	\$17.32
◆ Installation Rod	\$12.10
◆ Auto Pump (with stand)	\$302.50

Repairs

- ◆ We repair any make pool cover.
- ◆ Before sending a cover in for repair, please call our Customer Service Department for an RGA (Return Goods Authorization) number. Covers will not be accepted without an RGA #. Rayner will provide a shipping container at no cost. Rayner will provide free freight on incoming repair covers as well as outgoing "finished" repairs.
- ◆ Please be sure to remove all hardware prior to shipment to prevent further damage.
- ◆ Cost for repairs are for materials and labor. Labor is charged by the hour and prices vary by time of year (season).
- ◆ Best Prices: January – July 15
Next Best Prices: July 16 - August
Highest Prices: September - December
- ◆ When the cover is received, it will be inspected. You will be quoted prior to repair work being done only if the labor estimate is more than 4 hours. There is a 1 hour labor minimum.
- ◆ If the cover needs cleaning prior to the repair, an additional hour will be charged. Please clean the covers prior to sending them.

Repair Kits

- ◆ We have mesh cover repair kits, with adhesive backed mesh material in all colors. Vinyl repair kits have a container of glue accompanying the vinyl material, again in all colors. These kits are intended for repairs of one foot or less in length.

Important Info on Vinyl Covers

- ◆ **30% lighter weight than other solid covers, yet stronger than heavier covers.**
- ◆ **Blocks out 100% of algae-growing sunlight.**
- ◆ The Solid Vinyl Cover is constructed from a 10 oz. reinforced laminated vinyl, which has been treated for resistance against mildew and ultraviolet rays. The Rayner Solid Vinyl Covers do not rest on the water. They are to be installed taut across the pool like a Safety Mesh Cover.
- ◆ Solid Vinyl Covers may be ordered with or without a drain panel. If a drain panel is not specifically requested, the cover will be made without a drain and an automatic pump with stand will be included free of charge.
- ◆ Vinyl covers are manufactured in both 5 ft. and 3 ft. strap spacing, but 3 ft. is recommended.
- ◆ Please note: While a vinyl cover is stronger than a Mesh Safety Cover, it is not considered a safety cover. Please beware of standing water on the cover as this poses a drowning risk!
- ◆ A less expensive Solid Vinyl Cover is available. The bungee cover is also made from a 10 oz. vinyl with 2 inch webbing around the perimeter only. The edges have grommets for attaching a bungee strap (a rubber strap with "S" hooks) to the cover and to the anchor. The bungee cover does not have a drain panel. The cover has a 2 ft. overlap on all sides, allowing it to lay on the water. Bungee covers come with all necessary hardware, which includes rubber straps, "S" hooks, anchors, tamper tool and storage bag. To get a quote, please fax a drawing of the pool indicating that it is for a "bungee cover quote".

Duplicate Covers

- ◆ Duplicate covers are custom made to the exact specifications of the old cover. Therefore, we must have the old cover in order to make a duplicate. Call our Customer Service Department for an RGA #. **Once a duplicate is produced, the old cover cannot be returned.**
- ◆ An exact quote can only be given when the old cover is received. To receive an approximate quote, fax a drawing of the pool showing pool size. Give cover size, strap spacing, options (i.e. cutouts) and material desired. Indicate whether new anchors are needed.
- ◆ Because duplicate covers are matched in shape, size, and strap spacing to the original cover, production time is increased. Please call our Customer Service Department to get our current production time.
- ◆ Duplicate covers require a 50% deposit, regardless of credit status, before production of cover is begun.

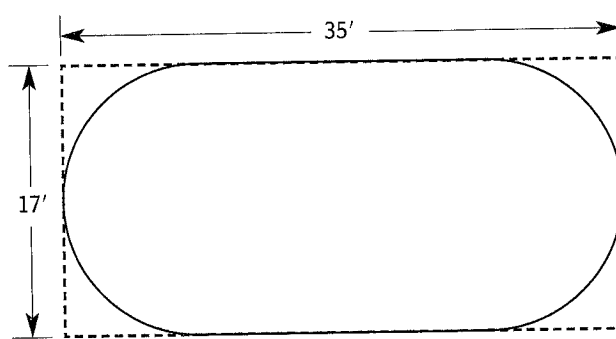
Warranty

- ◆ We offer a lifetime limited / 3 year full warranty on both our safety mesh and solid vinyl pool covers.
- ◆ We warrant that the Rayner Safety Mesh and Solid Vinyl Swimming Pool Cover is free from defects in material and workmanship. If, upon our inspection, a damaged cover falls within our warranty criteria, we will repair or replace, at no charge, if the defect occurs within 36 months of the factory ship date and the original purchaser resides at the address for which the cover was fabricated.
- ◆ After 36 months have passed, there is a prorated charge for each month thereafter of 1/360 of the current price of repair or replacement of the cover plus a 10% service and handling charge.
- ◆ The warranty is void if a rectangular cover has been used on a non-rectangular pool.
- ◆ The warranty is void if the cover has been damaged due to improper installation.
- ◆ The warranty is void if the cover has been subject to misuse, alteration, neglect, abuse, accident, or if the water level of the pool falls below 18 inches from the top of the pool during the snow season.
- ◆ Warranted covers must not be installed with more than 10% of anchor positions as lawn stakes and no more than 30% as short springs. Areas without straps, using cable systems or specialty straps must not exceed 10% of the cover.
- ◆ Please request a copy of our complete warranty for more details.

How to Calculate Cover Size

- (1) Imagine that the pool is a **rectangle** and measure what would be the **widest** and **longest** point of that rectangle. (see below)
- (2) **Measure** from **pool edge** to **pool edge**. Do not include coping.
- (3) **Round off** all measurements to the **next higher foot**.
- (4) **Add the appropriate overlap** for the type and size of pool to both the width and length. Freeform pools and pools with square footage over 1,300 sq. ft. require an 18 inch overlap. Add 3 ft. to the length and width when calculating square feet. Most other pools with square footage under 1,300 sq. ft. have a 1 ft. overlap. Add 2 ft. to the length and width when calculating square feet.
- (5) Pools with less than 350 sq. ft. require 3 ft. strap spacing, but may have 1 ft. of overlap depending on the shape. The determining factor is if the pool has straight walls and no curves.
- (6) **Multiply** the adjusted width and length to find the overall total square feet for pricing. Find the square footage price from the appropriate pricing chart.

SAMPLE EQUATION



SQUARE OFF
MEASURE
ROUND UP
ADD OVERLAP
MULTIPLY

$$\begin{aligned}
 W &= 17' + 3' = 20' \\
 L &= 35' + 3' = 38' \\
 &\quad \underline{\quad\quad\quad} \\
 &\quad\quad\quad 760 \text{ sq. ft.} \\
 &\quad\quad\quad \times \$3.01 \text{ per sq. ft. (see page 16)} \\
 &\quad\quad\quad \underline{\quad\quad\quad} \\
 &\quad\quad\quad \$2,287.60 \text{ retail price}
 \end{aligned}$$

Add Chargeable Options:

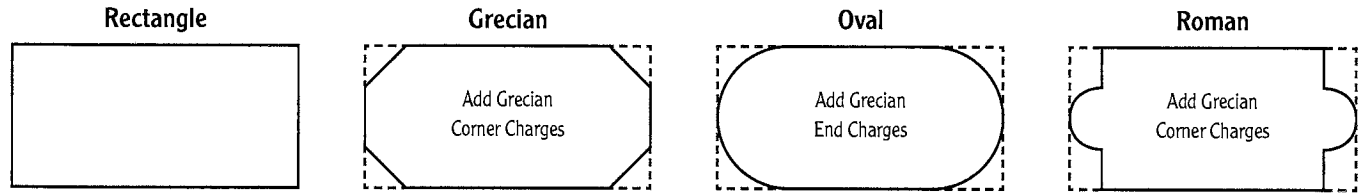
Steps or Swimouts = \$137.50 each
 Cutouts + \$92.40 each

- ◆ Oval pools are made with 3 x 3 strap spacing unless otherwise requested.
- ◆ To have an Oval cover made with 5 x 5 strap spacing, use the corresponding price per sq. ft. and add \$106.70 for each end that must be made Grecian.
- ◆ Calculate prices using the same method for both Mesh and Solid.

Sample Calculations

5 FT. STRAP SPACING

from price chart on page 12 + chargeable options



$$\begin{aligned} W &= 18'6'' + 2' \text{ overlap} = 21' \\ L &= 36'6'' + 2' \text{ overlap} = 38'6'' \\ &= \frac{819}{2} \text{ sq. ft.} \\ &= 409.5 \text{ sq. ft.} \\ &\times \$2.04 \\ &= \$1,670.76 \text{ Retail (Mesh)} \end{aligned}$$

$$\begin{aligned} W &= 26' + 3' \text{ overlap}^* = 29' \\ L &= 52' + 3' \text{ overlap} = 55' \\ &= \frac{1,595}{2} \text{ sq. ft.} \\ &= 797.5 \text{ sq. ft.} \\ &\times \$1.82 \\ &= \$2,902.90 \text{ Retail (Mesh)} \end{aligned}$$

*Note increase in overlap for pools over 1,300 sq. ft. (3 ft. strap spacing is recommended).

True L

Lazy L

Rectangle #1

$$\begin{aligned} W &= 18' + 2' \text{ overlap} = 20' \\ L &= 36' + 2' \text{ overlap} = 38' \\ &= \frac{760}{2} \text{ sq. ft.} \\ &= 380 \text{ sq. ft.} \end{aligned}$$

Rectangle #2

$$\begin{aligned} W &= 10' + 2' \text{ overlap} = 12' \\ L &= 12' + 2' \text{ overlap} = 14' \\ &= \frac{168}{2} \text{ sq. ft.} \\ &= 84 \text{ sq. ft.} \end{aligned}$$

SQUARE OFF

MEASURE

ROUND UP

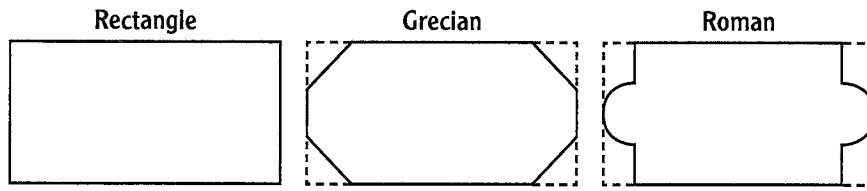
ADD OVERLAP

MULTIPLY

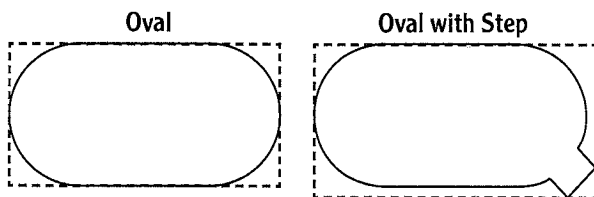
760 sq. ft. + 168 sq. ft. = 928 sq. ft. x \$1.94 = \$1,800.32 Retail (Mesh)

3 FT. STRAP SPACING

from price chart on page 15 + chargeable options



$$\begin{aligned} W &= 30' + 3' \text{ overlap} = 33' \\ L &= 55' + 3' \text{ overlap} = 58' \\ &= \frac{1,914}{2} \text{ sq. ft.} \\ &= 957 \text{ sq. ft.} \\ &\times \$2.49 \\ &= \$4,765.86 \text{ Retail (Mesh)} \end{aligned}$$



Oval with Step requires an A-B Measurement to insure correct placement of the step.

$$\begin{aligned} W &= 17' + 3' \text{ overlap} = 20' \\ L &= 35' + 3' \text{ overlap} = 38' \\ &= \frac{760}{2} \text{ sq. ft.} \\ &= 380 \text{ sq. ft.} \\ &\times \$3.01 \\ &= \$2,287.60 \text{ Retail (Mesh)} \end{aligned}$$

True L

Lazy L


Rectangle #1

$$\begin{aligned} W &= 20' + 2' \text{ overlap} = 22' \\ L &= 40' + 2' \text{ overlap} = 42' \\ &= \frac{924}{2} \text{ sq. ft.} \\ &= 462 \text{ sq. ft.} \end{aligned}$$

Rectangle #2

$$\begin{aligned} W &= 10' + 2' \text{ overlap} = 12' \\ L &= 20' + 2' \text{ overlap} = 22' \\ &= \frac{264}{2} \text{ sq. ft.} \\ &= 132 \text{ sq. ft.} \end{aligned}$$

924 sq. ft. + 264 sq. ft. = 1,188 sq. ft. x \$2.78 = \$3,302.64 Retail (Mesh)



An A-B Measurement is mandatory for all freeform pools. See page 38 for instructions.

$$\begin{aligned} W &= 20' + 3' \text{ overlap} = 23' \\ L &= 41' + 3' \text{ overlap} = 44' \\ &= \frac{1,012}{2} \text{ sq. ft.} \\ &= 506 \text{ sq. ft.} \\ &\times \$2.82 \\ &= \$2,853.84 \text{ Retail (Mesh)} \end{aligned}$$

Stock Covers: Rectangle

Safety Mesh Covers with approximately 5 x 5 Strap Spacing

Safety Mesh Colors Green, Blue, Chocolate, Black, Gray
 No Additional Charge for these color choices.

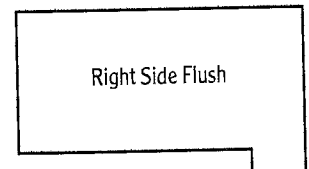
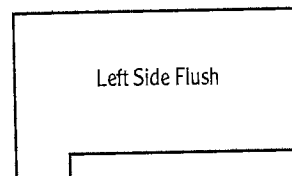
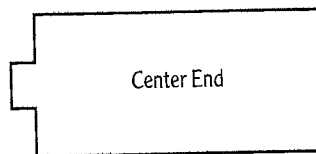
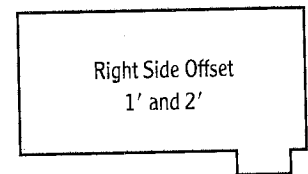
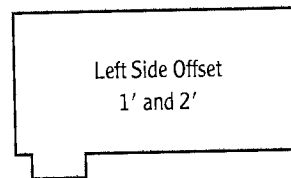
For Vinyl Covers see custom pricing on pages 12-15.

- ◆ Please do not void warranty by using a rectangular cover on a non-rectangular pool.
- ◆ Any deviations from stock (i.e. cutouts, step size, etc.) require custom pricing.
- ◆ Prices include all hardware necessary, which include regular Stainless Steel Springs with Vinyl Spring Covers, your choice of Stainless Steel Buckles or Stainless Steel D Rings, Brass Anchors, Allen Wrench, Tamper Tool, Storage Bag, and an Installation Rod.
- ◆ When substituting wood deck anchors for standard brass anchors, add \$0.34 per sq ft.
- ◆ 5 ft. Strap Covers can cause damage to painted coping.

PRICE GUIDE

POOL SIZE	NO STEP	WITH STEP
12' x 24'	\$805.59	\$930.48
14' x 28'	\$952.44	\$1077.33
16' x 32'	\$1033.41	\$1158.29
16' x 36'	\$1169.27	\$1294.15
18' x 36'	\$1177.51	\$1302.39
20' x 40'	\$1328.47	\$1453.35
20' x 44'	\$1523.35	\$1648.23
25' x 50'	\$2057.20	\$2182.09
30' x 60'	\$2474.41	\$2599.29

All steps on
 Stock Rectangle Covers
 are 4' x 8'



Stock Vinyl Covers

Stock Vinyl Covers with approximately 5 x 5 Strap Spacing

Stock Vinyl Colors

Green, Blue, Chocolate, Gray
No Additional Charge for these color choices.

PRICE GUIDE

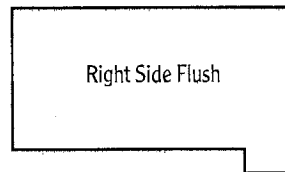
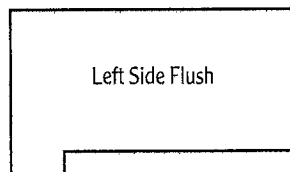
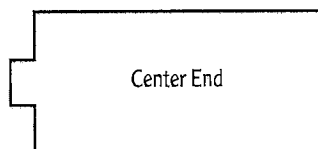
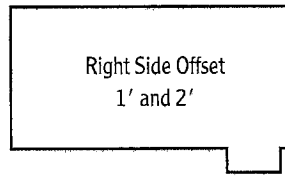
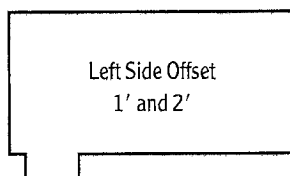
POOL SIZE	NO STEP	WITH STEP
12' x 24'	\$971.81	\$1096.81
14' x 28'	\$1147.95	\$1272.95
16' x 32'	\$1269.65	\$1394.65
16' x 34'	\$1408.35	\$1533.35
16' x 36'	\$1430.05	\$1555.05
16' x 40'	\$1564.18	\$1689.18
18' x 36'	\$1494.03	\$1619.03
18' x 40'	\$1646.17	\$1771.17
20' x 40'	\$1654.15	\$1779.15
20' x 44'	\$1833.72	\$1958.72

\$110.00 additional if **Vinyl Lite** added to cover.

NOTE WITH THESE COVERS:


- ◆ BUCKELS ONLY
- ◆ STRAP SPACING IS APPROXIMATELY 5 X 5
- ◆ 4' X 8' STEP ONLY. CENTER END, RIGHT OR LEFT FLUSH, LEFT OR RIGHT OFFSET

All steps on
Stock Rectangle Covers
are 4' x 8'



Stock Covers: Rectangle with 4 ft. Radius

Safety Mesh Covers with approximately 5 x 5 Strap Spacing



Corners made grecian style.

Use price guide for rectangle stock and add \$211.20 for grecian corners.

All stock covers ship within 48 hours!

- ◆ Using a rectangular cover on a rectangular pool with a 4 ft. radius voids warranty.
- ◆ Available without a step and with center end step only. Any other step location is considered a custom order. Please see custom pricing for details.
- ◆ Pools with less than 4 ft. radius corners may use a rectangular cover. See available stock rectangle sizes on page 10.
- ◆ 5 ft. strapping can cause damage to painted coping.

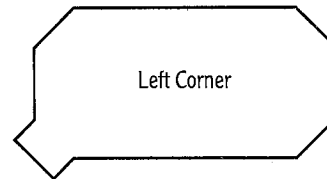

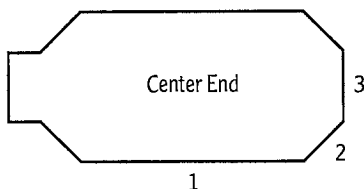
Stock Covers: Grecian

Safety Mesh Covers with approximately 5 x 5 Strap Spacing

- ◆ Be sure to compare dimensions with the chart below before ordering.
- ◆ Grecian covers without step are not stocked; see custom pricing on page 15.

PRICE GUIDE

POOL SIZE	WALL DIMENSION			AVAILABLE STEP SIZE	RETAIL PRICE
	#1	#2	#3		
16'6" x 32'6"	24'	6'	8'	4' x 6' corner	\$1372.44
				4' x 8' center end	
16'6" x 36'6"	28'	6'	8'	4' x 6' corner	\$1451.62
				4' x 8' center end	
17'10" x 36'10" or 18'0" x 37'0"	27'	7'	8'	4' x 8' center end	\$1562.80
20'9" x 39'9" or 21'0" x 40'0"	27'	9'	8'	4' x 8' center end	\$1758.99



Custom 5x5 Strap Spacing

Strap Spacing is approximately 5 x 5.

Safety Mesh Colors Green, Blue, Chocolate, Black, Gray
Vinyl Colors Green, Blue, Chocolate, Gray
 No Additional Charge for these color choices.

- ◆ Freeform pools must be made with 3 x 3 strap spacing. See page 15 for 3 x 3 pricing.
- ◆ A minimum of 3 ft. of decking is required. Areas with less than 3 ft. of deck should be noted on drawing.
- ◆ Add: \$137.50 for each step or swimout; \$92.40 for each cutout (non-removable obstacles within 2 ft. of pool edge); \$52.80 for each Grecian corner. (For list of additional available options, see page 5.)
- ◆ 5 foot strap spacing can cause damage to painted coping
- ◆ Covers less than 350 sq. ft. are not available in 5 ft. spacing.

PRICE GUIDE

Square Footage	Mesh Price per Sq. Ft.	Solid Price per Sq. Ft.*	
350-399	2.86	\$3.43	Pools with square footage under 1,300 sq. ft. have approximately 1 ft. overlap. Add 2 ft. to length and width when calculating square feet.
400-449	\$2.71	\$3.25	
450-499	\$2.61	\$3.13	
500-599	\$2.42	\$2.90	
600-649	\$2.32	\$2.78	
650-699	\$2.16	\$2.59	
700-799	\$2.12	\$2.54	
800-899	\$2.04	\$2.45	
900-999	\$1.94	\$2.33	
1000-1049	\$1.91	\$2.26	
1050-1099	\$1.89	\$2.27	
1100-1149	\$1.88	\$2.26	
1150-1199	\$1.86	\$2.27	Pools with square footage over 1,300 sq. ft. have approximately 18 in. overlap. Add 3 ft. to length and width when calculating square feet.
1200-1299	\$1.83	\$2.20	
1300-1399	\$1.89	\$2.22	
1400-1499	\$1.83	\$2.20	
1500-1599	\$1.82	\$2.18	
1600-1699	\$1.78	\$2.14	
1700-1799	\$1.75	\$2.10	
1800-1899	\$1.71	\$2.09	
1900-2099	\$1.64	\$1.97	
2100+	Send Print	Send Print	

Note: We strongly recommend 3 x 3 strap spacing on pools 1,300 sq. ft. and larger. Covers will sag if not fabricated in 3 x 3 strap spacing. See page 15 for 3 x 3 pricing.

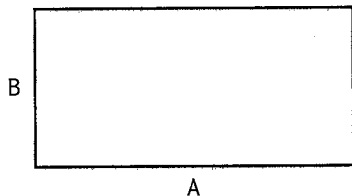
*\$110.00 Additional if **VINYL LITE** added to cover

Custom 5x5 Strap Spacing

Strap Spacing is approximately 5 x 5.

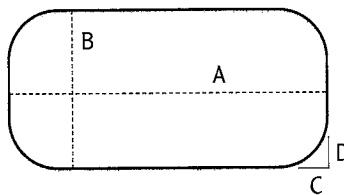
Rectangle

measure length & width



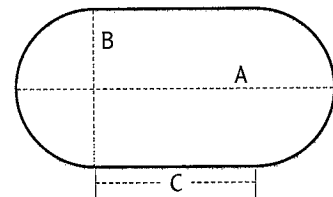
Rectangle with Radius Corners (made Grecian)

give all measurements A-D



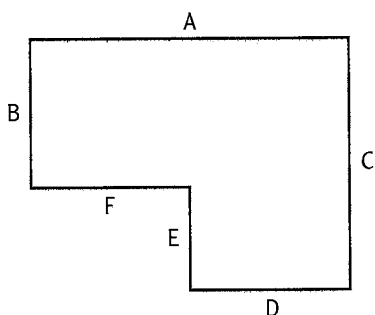
Oval (made Grecian)

give all measurements A-C



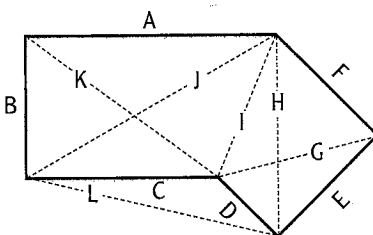
True L (left)

give all measurements A-F



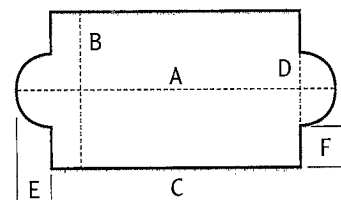
Lazy L (left)

give all measurements A-L



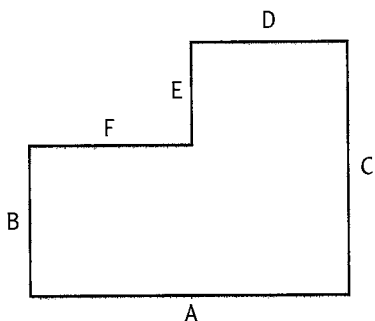
Roman (made Grecian)

give all measurements A-F



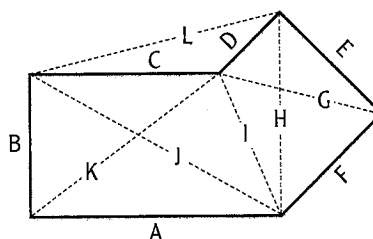
True L (right)

give all measurements A-F



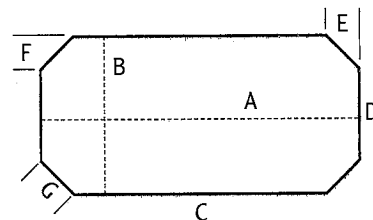
Lazy L (right)

give all measurements A-L



Grecian

give all measurements A-G



Custom 3x3 Strap Spacing

Strap Spacing is approximately 3 x 3.


Safety Mesh Colors Green, Blue, Chocolate, Black, Gray
Vinyl Colors Green, Blue, Chocolate, Gray
No Additional Charge for these color choices.

- ◆ Any shape or size cover is available in 3 ft. strap spacing. Pools 350 sq. ft. or less must be 3 ft. strap spacing.
- ◆ A minimum of 3 ft. of decking is required. Areas with less than 3 ft. of deck should be noted on drawing.
- ◆ There may be additional charges for pools with **waterfalls, grab rocks, or other special features.** Please send a detailed drawing and photos to get an accurate quote.
- ◆ Add \$92.40 for each cutout (non-removable obstacles within 2 ft. of pool edge). For a list of additional available options, please see page 5.
- ◆ To preserve the warranty, pools with **aggregate, square brick, or rock coping** must have perimeter padding. Please be sure to note coping material when sending in for a quote or order.
- ◆ A-B measurements are required for freeform shape pools. For instructions on taking A-B measurements, please see page 32.
- ◆ Be sure to include steps, swimouts, etc. in your A-B measurements. They are included in the full length and width measurements of the pool.
- ◆ For pools not requiring an A-B, add \$137.50 for each step or swimout.
- ◆ Please remember that final prices are determined only by Rayner Covering Systems, Inc. Please fax or mail completed A-B measurement order form (provided on pages 23-26), along with photos of the pool for an accurate quote.
- ◆ 3 ft. strap spacing can cause damage to painted coping.

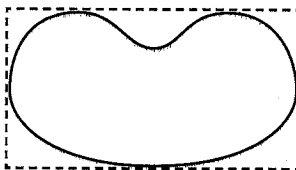
SAMPLES

The sample pool shapes below require A-B measurements. Measurements are from pool edge to pool edge.

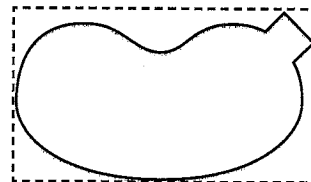
Oval with Steps




Kidney



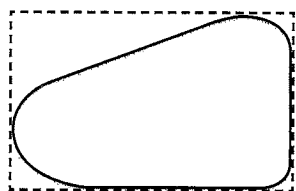
Kidney with Steps




Freeform with Spa



Freeform



Freeform with Steps



Custom 3x3 Strap Spacing

Strap Spacing is approximately 3 x 3.

PRICE GUIDE

Square Footage	Mesh Price per Sq. Ft.	Solid Price per Sq. Ft.*
1-49	\$6.60	\$7.92
50-99	\$5.90	\$7.08
100-199	\$5.29	\$6.35
200-299	\$4.71	\$5.65
300-349	\$4.10	\$4.92
350-399	\$3.84	\$4.61
400-449	\$3.72	\$4.46
450-499	\$3.59	\$4.31
500-599	\$3.34	\$4.01
600-649	\$3.30	\$3.96
650-699	\$3.07	\$3.68
700-799	\$3.01	\$3.61
800-899	\$2.93	\$3.52
900-999	\$2.84	\$3.41
1000-1049	\$2.82	\$3.38
1050-1099	\$2.81	\$3.09
1100-1149	\$2.79	\$3.07
1150-1199	\$2.78	\$3.06
1200-1299	\$2.77	\$3.05
1300-1399	\$2.76	\$3.31
1400-1499	\$2.66	\$3.19
1500-1599	\$2.65	\$3.18
1600-1699	\$2.63	\$3.16
1700-1799	\$2.62	\$3.14
1800-1899	\$2.54	\$3.06
1900-2099	\$2.49	\$2.99
2100+	Send Print	Send Print


*\$110.00 Additional if **Vinyl Lite** added to cover.

Freeform pools have approximately 18 in. overlap.

Pools with square footage over 1,300 sq. ft. have approximately 18 in. overlap.

Add 3 ft. to length and width when calculating square feet.

Mighty Mesh



- Lifetime / Prorated Warranty
 - Five Year Full Warranty
- More black strands for enhanced resistance to ultraviolet rays
- More strands per inch for greater strength
 - Higher bursting strength

Mighty Mesh

PROPERTIES

Construction (yarns per square inch)	38 x 15
Weight ASTM-D-5261	7.0 oz./sq. yard
Gauge (thickness)	13 mils
Tensile Strength — Warp (length) Grab Method ASTM D-4632	300 lbs.
Tensile Strength — Fill (length) Grab Method ASTM D-4632	330 lbs.
Burst Strength ASTM D-3786	670 lbs.
Air Flow ASTM D-737	40
% Shade	98%

Covered under Patent #6 886 187

Mighty Mesh Stock Covers

Approximately 5 x 5 Strap Spacing

Mighty Mesh Colors

Green, Blue, Chocolate, Gray

No Additional Charge for these color choices.

Pool Size	No Step	With Step
12'x24'	\$992.89	\$1,117.85
14'x28'	\$1,175.69	\$1,300.69
16'x32'	\$1,305.02	\$1,430.02
16'x34'	\$1,445.80	\$1,570.80
16'x36'	\$1,469.59	\$1,594.59
18'x36'	\$1,607.88	\$1,732.88
18'x40'	\$1,694.72	\$1,819.72
20'x40'	\$1,707.56	\$1,832.56
20'x44'	1,892.21	\$2,017.21
25'x50'	\$2,607.78	\$2,732.78
30'x60'	\$3,086.66	\$3,211.66

All steps on
Stock Rectangle Covers
are 4' x 8'

Left Side Offset
1' and 2'

Right Side Offset
1' and 2'

Center End

Left Side Flush

Right Side Flush

NOTE WITH THESE COVERS:

- ◆ BUCKLES ONLY
- ◆ STRAP SPACING IS APPROXIMATELY 5 X 5
- ◆ 4' X 8' STEP ONLY.


Mighty Mesh Grecian Stock Covers

Approximately 5 x 5 Strap Spacing

Pool Size	No Step	With Step
16'6" x 32'6"	\$1,624.05	\$1,749.05
16'6" x 36'6"	\$1,708.17	\$1,833.17
18' x 37'	\$1,748.78	\$1,873.78
21' x 40'	\$1,963.45	\$2,088.45

Corner steps are 4'x6'

Center end steps are 4'x8'



Mighty Mesh Colors Green, Blue, Chocolate, Gray

PRICE GUIDE

SQUARE FOOTAGE	PER SQ. FT.
350-399	\$3.43
400-449	\$3.25
450-499	\$3.13
500-599	\$2.90
600-649	\$2.78
650-699	\$2.59
700-799	\$2.54
800-899	\$2.45
900-999	\$2.33
1000-1049	\$2.26
1050-1099	\$2.27
1100-1149	\$2.26
1150-1199	\$2.27
1200-1299	\$2.20
1300-1399	\$2.22
1400-1499	\$2.20
1500-1599	\$2.18
1600-1699	\$2.14
1700-1799	\$2.10
1800-1899	\$2.05
1900-2099	\$1.97

REVISED 4/22/10

Mighty Mesh

3 x 3 Strap Spacing

Mighty Mesh Colors Green, Blue, Chocolate

PRICE GUIDE

SQUARE FOOTAGE	PER SQ. FT.
1-49	\$7.92
50-99	\$7.08
100-199	\$6.35
200-299	\$5.65
300-349	\$4.92
350-399	\$4.61
400-449	\$4.46
450-499	\$4.31
500-599	\$4.01
600-649	\$3.96
650-699	\$3.68
700-799	\$3.61
800-899	\$3.52
900-999	\$3.41
1000-1049	\$3.38
1050-1099	\$3.37
1100-1149	\$3.35
1150-1199	\$3.34
1200-1299	\$3.32
1300-1399	\$3.31
1400-1499	\$3.19
1500-1599	\$3.18
1600-1699	\$3.16
1700-1799	\$3.14
1800-1899	\$3.06
1900-2099	\$2.99

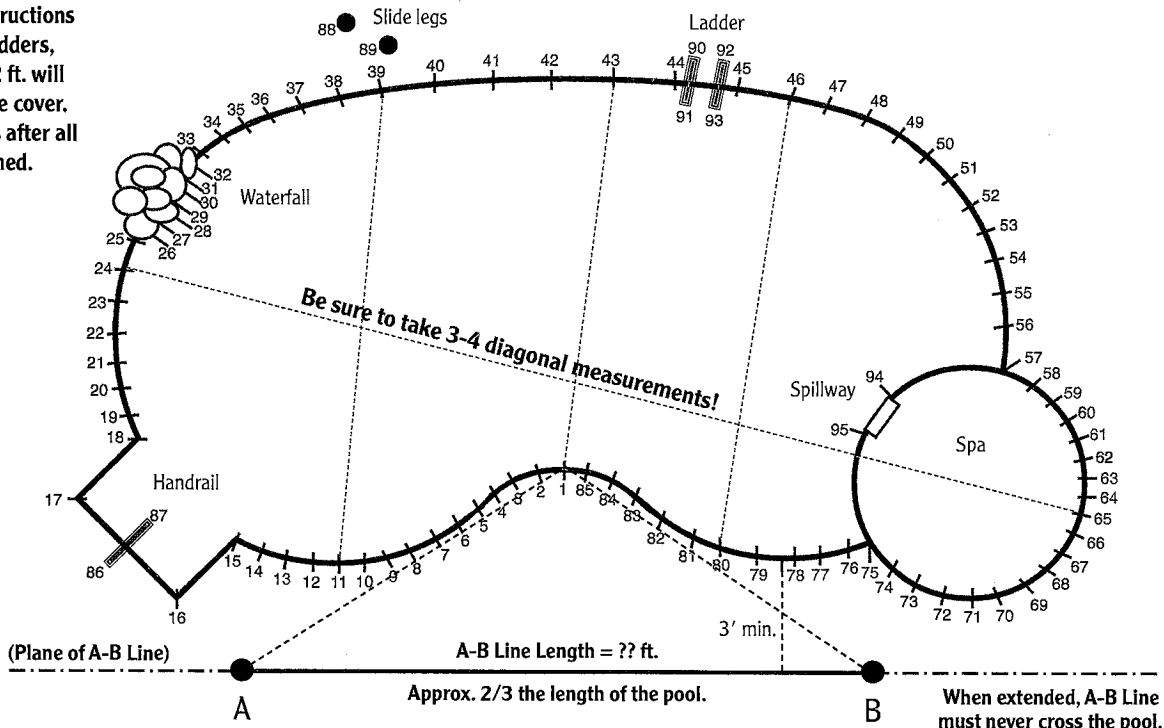
REVISED 6/1/10

A-B Measuring Instructions

Necessary for all freeform pools and ovals w/step other than center end.

- [1] a. Draw a sketch of the pool shape on the grid provided.
- b. To represent your A-B line, mark 2 points on the deck in a straight line approximately 3 ft.- 4 ft. from pool edge and about 2/3's the length of the pool. "A" must always be to the left of "B" as you face the pool while you stand behind your A-B Line.
- c. Make sure the pool is totally in front of the A-B line. This is a must because your measurements will be incorrect if this instruction is not observed. The pool should not break the plane of your A-B Line. (See sample below.)
- d. Measure the A-B line, and on your sketch, note the length and position in reference to the pool.
- [2] a. Using chalk, mark and number points clockwise around the entire pool at approximately 3 foot intervals. Point #1 must be directly across from the center point of your A-B line. Make sure your marks are on the inside edge of the pool. Make each step corner a numbered point.
- b. Measure sharp curves and angles at intervals of 1 ft. or less. Any obstructions such as ladders, slides, or spillways, should be a numbered point. **Measure these last** after completing all other pool points. (See points 86-95 on sample below.)
- c. Obstructions away from water's edge but within 2 ft. should be numbered last on the A-B form, not in succession as you measure around the edge of the pool edge. Non-removable obstructions such as slide legs, ladders, etc. that are within 2 ft. will require cutouts in the cover. Measure these items after all pool points are finished.
- d. Make sure to include steps, ladders, waterfalls or any other non-removable obstruction to your sketch.
- [3] a. Secure the end of your 100 ft. measuring tape to "A" on your A-B line and measure the distance to point #1 and note the distance in the "A" column on the chart provided. Continue around the pool until you have recorded all your points with an "A" measurement.
- b. Secure the end of your 100 ft. measuring tape to "B" and repeat the step above from "B" on your A-B line.
- [4] a. Take 3 to 4 diagonal measurements randomly from numbered points on the pool and note in the spaces provided.

Non-removable obstructions such as slide legs, ladders, etc. that are within 2 ft. will require cutouts in the cover. Measure these items after all pool points are finished.



Order Form: Custom Shape

Quote Order

DEALER / DISTRIBUTOR INFORMATION SHIPPING INSTRUCTIONS

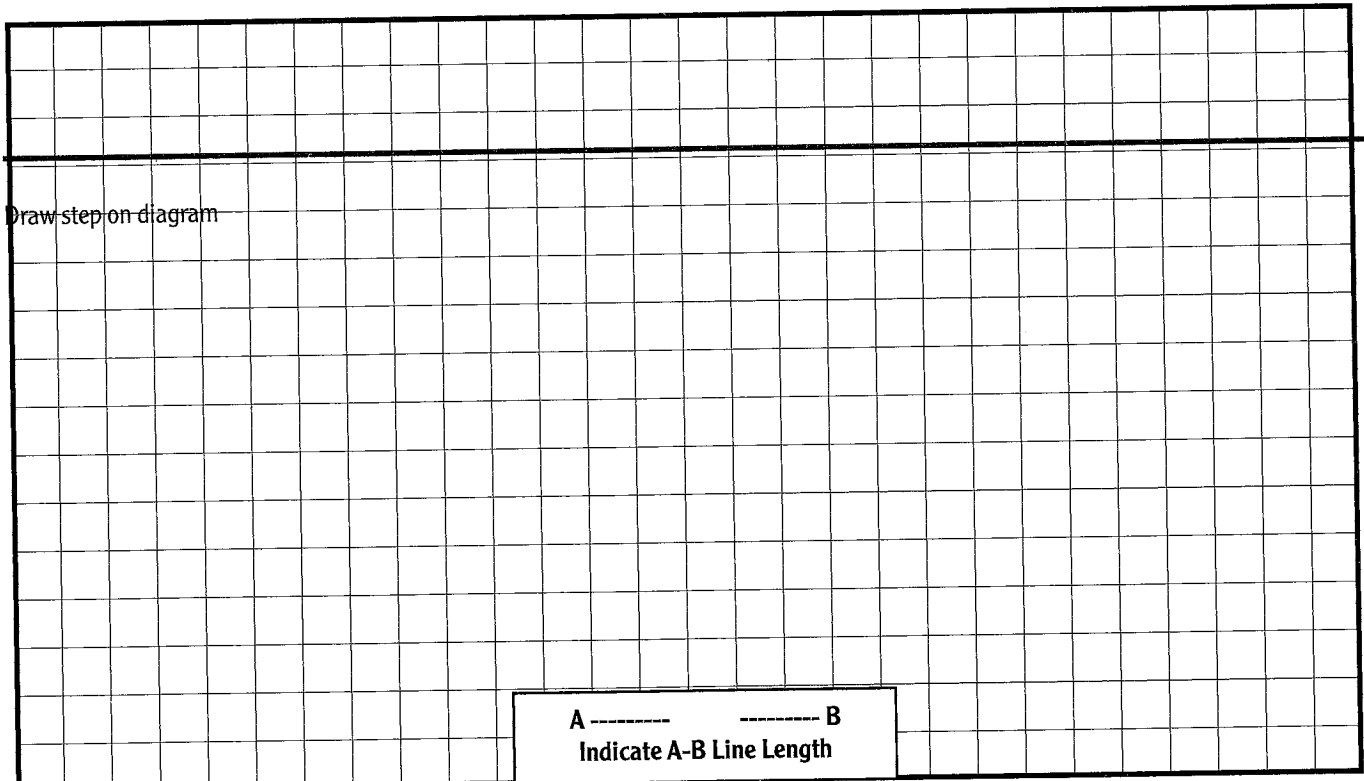
Company _____	Ship To _____
Address _____	Address _____
City _____	City _____
State, Zip _____	State, Zip _____
Telephone # _____	Attention _____
Fax # _____	P.O. # _____
Contact Name _____	Job Name _____

COVER SPECIFICATIONS

- | | | | | | |
|--------------------------------------|---------------|--------------------------------|-------------------------------|------------------------------------|--------------------------------|
| <input type="checkbox"/> Safety Mesh | Color Choice: | <input type="checkbox"/> Green | <input type="checkbox"/> Blue | <input type="checkbox"/> Chocolate | <input type="checkbox"/> Black |
| <input type="checkbox"/> Solid Vinyl | Color Choice: | <input type="checkbox"/> Green | <input type="checkbox"/> Blue | <input type="checkbox"/> Chocolate | <input type="checkbox"/> Grey |

Strap Spacing	No Charge Options	Anchor Type	Coping Material	Step Info
<input type="checkbox"/> 5 Foot	<input type="checkbox"/> D Rings	<input type="checkbox"/> Concrete	<input type="checkbox"/> Concrete	Size _____ x _____
<input type="checkbox"/> 3 Foot	<input type="checkbox"/> Spring Covers	<input type="checkbox"/> Wood Deck	<input type="checkbox"/> Other _____	<input type="checkbox"/> Center End
Deck Width _____	<input type="checkbox"/> Y Strap	<input type="checkbox"/> Brass Collars	_____	<input type="checkbox"/> Offset _____ ft.
	<input type="checkbox"/> Drain Panel			

CORNER STYLE Square Radius



Fax to: Rayner Covering Systems 1-847-695-2363

	A	B
1.		
2.		
3.		
4.		
5.		
6.		
7.		
8.		
9.		
10.		
11.		
12.		
13.		
14.		
15.		
16.		
17.		
18.		
19.		
20.		
21.		
22.		
23.		
24.		
25.		
26.		
27.		
28.		
29.		
30.		

	A	B
31.		
32.		
33.		
34.		
35.		
36.		
37.		
38.		
39.		
40.		
41.		
42.		
43.		
44.		
45.		
46.		
47.		
48.		
49.		
50.		
51.		
52.		
53.		
54.		
55.		
56.		
57.		
58.		
59.		
60.		

	A	B
61.		
62.		
63.		
64.		
65.		
66.		
67.		
68.		
69.		
70.		
71.		
72.		
73.		
74.		
75.		
76.		
77.		
78.		
79.		
80.		
81.		
82.		
83.		
84.		
85.		
86.		
87.		
88.		
89.		
90.		

	A	B
91.		
92.		
93.		
94.		
95.		
96.		
97.		
98.		
99.		
100.		

A-B Line Length
is _____ ft.

Diagonals		
Points	Dim.	
Pt. to Pt.		
Pt. to Pt.		
Pt. to Pt.		
Pt. to Pt.		

Obstruction Information for Cutouts
Indicate on Sketch

1. Point _____
Dim. away from pool _____
Dim. into pool _____
2. Point _____
Dim. away from pool _____
Dim. into pool _____
3. Point _____
Dim. away from pool _____
Dim. into pool _____
4. Point _____
Dim. away from pool _____
Dim. into pool _____
5. Point _____
Dim. away from pool _____
Dim. into pool _____

POOL DETAILS

YES NO

- 1. Are there any non-removable ladders, handrails, grabrails, or fillspouts?**
 a. A-B dimensions are required. Measure these obstructions after all pool points are finished. Include on sketch. Fill out "cutouts" section on A-B Worksheet.
- 2. Are there any slide legs within 2 ft. of the pool's edge?**
 a. A-B dimensions are required to each leg. Measure these obstructions after all pool points are finished. Include on sketch. Fill out "cutouts" section on A-B Worksheet.
- 3. Is there a dive stand requiring a cutout?**
 a. Distance from pool _____
 b. Width of stand _____
- 4. Is the diving board removable?**
 a. Will a Y-Strap be required?
 b. At what point # _____
- 5. Are there any grab rocks or dive rocks?**
 a. Please send photo.
 b. A-B dimensions are required at short intervals around pool side of rocks. Include in A-B. Include on sketch.
- 6. Are there any waterfalls or rock formations?**
 a. Please send photo.
 b. A-B dimensions are required at short intervals around pool side of rocks and waterfalls. Include in A-B as you measure around the pool. Include on sketch.
- 7. Is there any area of your deck less than 3' wide?**
 If yes, indicate that area on your A-B measurements.

YES NO

- 8. Is there a spa?**
 a. Please send photo.
 b. Will spa be included in this quote/order?
 c. Is a separate cover required for spa?
 Distance between pool and spa at closest point

 d. Is spa raised above deck level?
 e. Is spa dividing wall flush with top of coping?
 f. Does spa wall have a spillway?
 A-B dimensions are required to locate spillway. Measure spillway after all pool points are finished.
- 9. Is there a planter or grass area?**
 a. Please send photo.
 b. A-B dimensions are required. Measure planter or grass area after all pool points are finished. Include in sketch.
 c. Do you want Rayner to supply the lawn stakes? (# of stakes must not exceed 10% of total anchors for safety & warranty)
- 10. Is there a raised deck area?**
 a. Please send photo.
 b. A-B dimensions are required. Measure all points at the same level as coping after all pool points are finished. Indicate on sketch.
 c. Raised deck from pt. _____ to pt. _____
 d. How high is it raised from deck level? _____
- 11. Is there a raised wall, raised bond beam or raised planter?**
 a. Please send photo.
 b. A-B dimensions are needed at the beginning and end of wall and at small intervals along pool side of the wall. Measure all points at same level as coping.
 c. Can the wall be drilled into to hold wall anchors?
 d. What type of material is on the wall face? _____
 e. Height of wall? _____

